

Patient characteristics

The Patient characteristics page displays the demographic values used in your health center's source system (often your EHR). It allows you to map your demographic values to concept codes so your patients will get counted correctly when running reports and for submission to HRSA.

For example, if your health center uses the ethnicity "Spanish" in your EHR, you should map it to the value of "Hispanic or Latino" and its associated concept code of 2135-2, which HRSA recognizes. Please note that if concept code mappings have already been added in athenaPractice, they will flow over to Saber Analytics by default.

It displays the following information:

- **Source category:** This refers to the category of the observation from your system that is being used to capture demographic data.
- **Your code:** This refers to the code from your system that, if applicable, is being used to capture demographic data.
- **Mapped code:** This refers to the value assigned to the patient (in words) for the category.
- **Mapped code description:** This refers to the eCQM bucket into which this value should be placed for reporting purposes.
- **Modified by:** This refers to the last user who changed this value. If it has never been edited, the column will display "System_ETL."
- **Modified on:** This is when this value was last edited in Saber Analytics. If it displays "System_ETL," this displays as it was when it was brought over from your source system.

Important Note: Health centers should review the "System_ETL" mapped values for accurate mapping.

To access:

1. Navigate to **Admin settings**.
2. Click the **Value set mappings** in the navigation menu and click **Patient characteristics**.
3. This opens the **Patient characteristics** page.

Value set mappings

Patient characteristics See history

On this page you see demographic values used in your source system (often your EHR). You should map your demographic values to concept codes so your patients get counted correctly when running reports and for submission to HRSA. For example, if you use the ethnicity "Spanish" in your EHR, you should map to the value of "Hispanic or Latino" and its associated concept code of 2135-2, which HRSA recognizes.

Search by category, value, or display name

Show 25 entries Manage columns Unmapped only

Source category	Your code	Your value	Mapped code	Mapped code definition	Modified by	Modified on
Agricultural Worker	N	Non-Agricultural	Add mapping		Amy McKinley	08/20/2024, 4:20 PM
Agricultural Worker	N	Employed Year-round	Add mapping		Amy McKinley	08/20/2024, 4:20 PM
Agricultural Worker	N	Retired Farmworker	seasonal	Patients whose principal employment is in agriculture on a seasonal basis (e.g. picking fruit during the limited months of a picking season), but who DO NOT establish a temporary home for purposes of such employment.	Amy McKinley	05/21/2024, 4:10 PM
Agricultural Worker	M	Migrant	migratory	Patients whose principal employment is in agriculture and who establish a temporary home for the purposes of such employment as a migratory agricultural worker.	Thomas_H	06/04/2024, 4:54 PM
Agricultural Worker	S	Seasonal	seasonal	Patients whose principal employment is in agriculture on a seasonal basis (e.g. picking fruit during the limited months of a picking season), but who DO NOT establish a temporary home	Thomas_H	06/04/2024, 4:54 PM

Showing 1 to 25 of 59 entries Prev 1 2 3 Next

The **See history** link goes to the **Admin changes** audit log. Use this to view any changes to **Patient characteristics**.

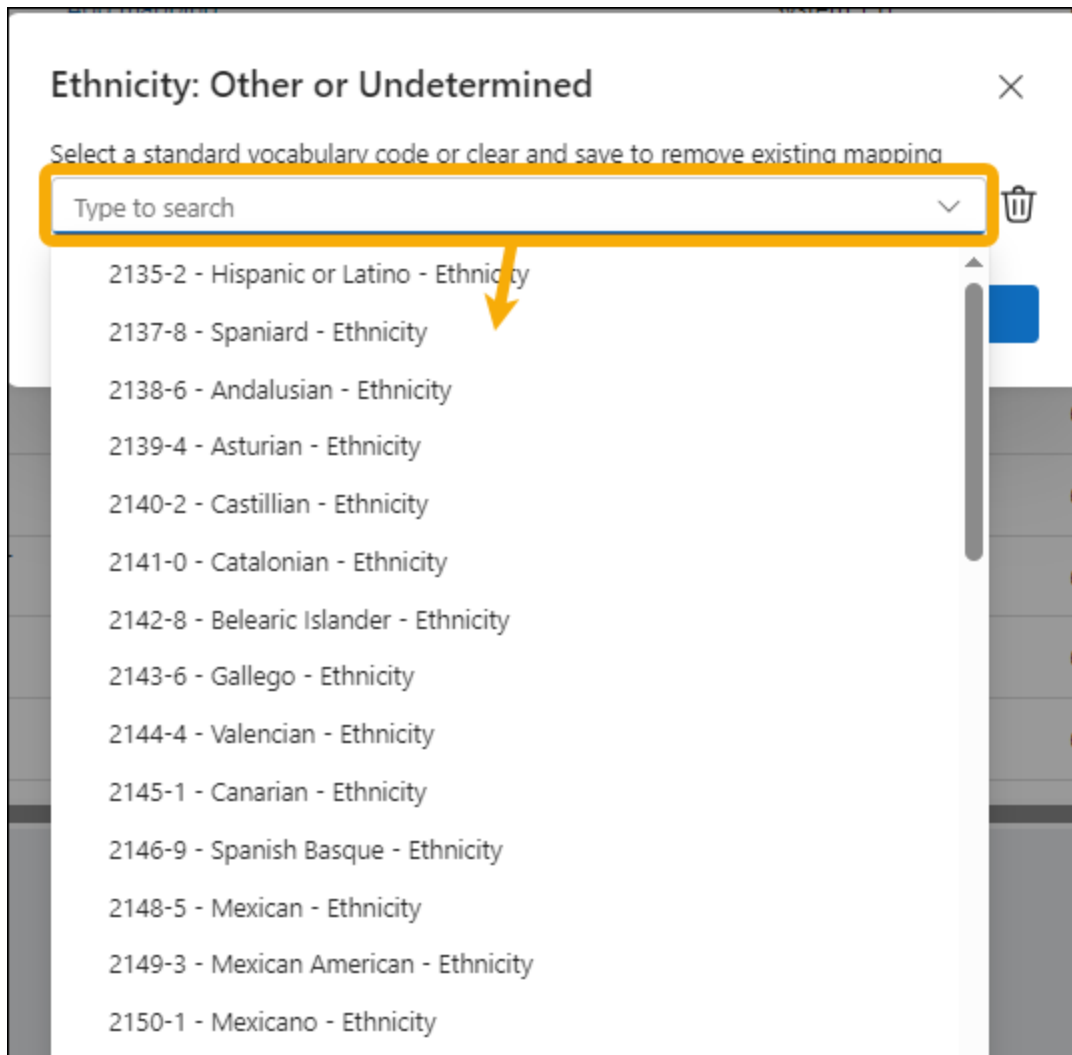
Add mapping for Patient characteristics

The Patient characteristics feature enables users to map patient characteristics.

1. Navigate to **Admin settings**.
2. Click the **Value set mapping** in the navigation menu and click **Patient characteristics**.
3. Use **Search by** or click the **Unmapped only toggle** and locate the patient characteristic to map.
4. Click the **Add mapping** link.

Source category	Your code	Your value	Mapped code	Mapped code definition	Modified by	Modified on
Ethnicity		Patient Declined	ASKU	asked but unknown	Amy McKinley	06/17/2024, 1:45 PM
Ethnicity		Other or Undetermined	Add mapping		System_ETL	04/11/2024, 8:34 PM

5. Use the **Search text box** to locate the code and click the appropriate code from the **drop-down menu**.



6. Select the standard vocabulary code.

7. Click **Save**.

The Patient characteristic now displays the Mapped code information.

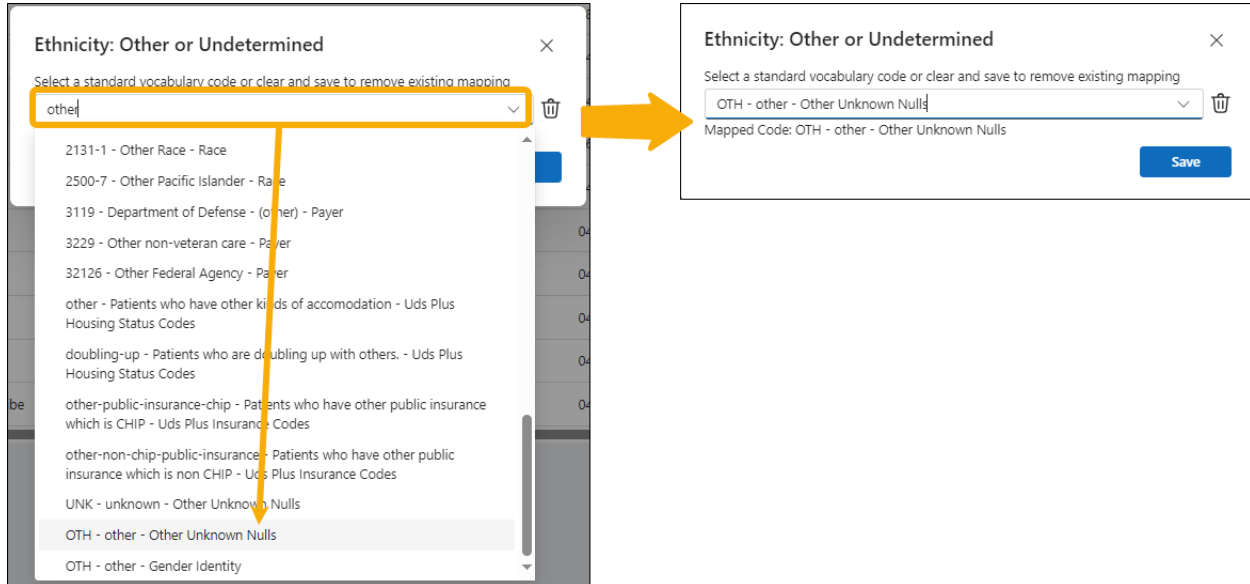
Workflow Example: The health center needs to add a Patient characteristic mapping for Ethnicity: Other or Undetermined.

1. Click the **Value set mappings** and click **Patient characteristics**.
2. Enter **Ethnicity** in the **Search by** textbox.
3. Locate in the list:

Source Category: Ethnicity

Your value: Other or Undetermined

4. Click its **Add mapping** link.
5. In the **Select a standard vocabulary code** text box, enter other.
6. Locate the appropriate code in the **drop-down menu** and click to select it.



7. Click **Save**.
8. The Patient characteristic for Ethnicity: Other or Undetermined now displays the OTH- other- Other Unknown Nulls mapped code information.

Important Note: Some patient characteristics do not require any values, and it is correct to leave these unmapped. For example, patient characteristics of Agricultural Worker and Homeless Status can remain unmapped, i.e., the Mapped code column displays the Add mapping link.

Saber Analytics Ammonoosuc Community Health Services Inc Financial Insights UDS+ Admin

Value set mapping

Search

addresses
Automatic timeout
Contacts
Important dates
Grant information
Mail server
Service categories
Theme

Users
User management

Audit Logs
Admin changes
PHL access
User behavior

Value Set Mappings
Measure overview
Patient characteristics
Facilities near public housing
Value sets
Our clinical data

Reporting groups
Group sets

Patient characteristics

On this page you see demographic values used in your source system (often your EHR). You should map your demographic values to concept codes so your patients get counted correctly when running reports and for submission to HRSA. For example, if you use the ethnicity "Spanish" in your EHR, you should map to the value of "Hispanic or Latino" and its associated concept code of Z135-2, which HRSA recognizes.

Search by category, value, or display name

Manage columns Unmapped only

Source category	Your code	Your value	Mapped code	Mapped code definition	Modified by	Modified on
Agricultural Worker	N	Non-Agricultural	Add mapping	✓	System_ETL	07/26/2024, 4:35 AM
Homeless Status	Not Homeless	Not Homeless	Add mapping	✓	System_ETL	07/26/2024, 4:35 AM

Page 1/1 Items per page: 50 Total items: 2

Editing Patient characteristics

The Patient characteristics feature enables users to change or remove the mapping of a characteristic.

Steps to clear mapping:


1. Navigate to the **Admin settings** page.
2. Click **Value set mapping** in the navigation menu and click **Patient characteristics**.
3. Use **Search** and locate the patient characteristic to modify.
4. Click the **Mapped code** hyperlink. This opens an edit modal.

Source category	Your code	Your value	Mapped code	Mapped code definition	Modified by	Modified on
Agricultural Worker	N	Non-Agricultural	Add mapping		Amy McKinley	08/20/2024, 4:20 PM
Agricultural Worker	N	Employed Year-round	Add mapping		Amy McKinley	08/20/2024, 4:20 PM
Agricultural Worker	N	Retired Farmworker	seasonal	Patients whose principal employment is in agriculture on a seasonal basis (e.g., picking fruit during the limited months of a picking season), but who DO NOT establish a temporary home for purposes of such employment	Amy McKinley	05/21/2024, 4:10 PM
Agricultural Worker	M	Migrant	migratory	Patients whose principal employment is in agriculture and who establish a temporary home for the purposes of such employment as a migratory agricultural worker.	Thomas_H	06/04/2024, 4:54 PM

5. Click the **trash can icon** to clear the mapping.

Agricultural Worker: Migrant ×

Select a standard vocabulary code or clear and save to remove existing mapping

 ▼ 
Mapped Code: M - Male

Important Note: If you are editing a characteristic to change a Mapped code, after clearing the code, use the drop-down menu to select a different Mapped code.

6. Click **Save**.

The Patient characteristic now displays without the code and has **Add mapping** in the Mapped code column.

Unmapped only

The Patient characteristics feature has an Unmapped only toggle. Use the **Unmapped only toggle** to display items that are not mapped or associated.