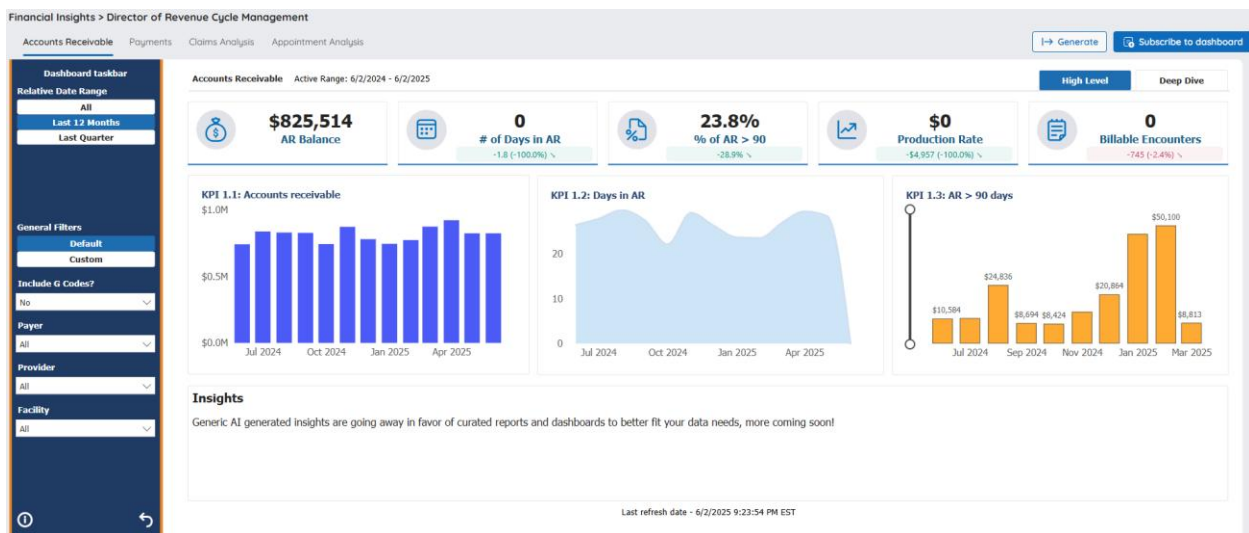


Dashboard Home

The dashboard home will display different reporting data depending on the health center selections in Admin settings. The Financial Insights product line provides analytical reporting tools for Accounts Receivable, Payments, Claims Analysis, and other financial data.

Saber Analytics' use of Power BI allows for a variety of data visualizations, such as tables, charts, and cards.

The example below is the Financial Insights and Accounts Receivables high-level dashboard.



Important Note: Each KPI target contains a data visualization within the dashboards.

Disclaimer: Saber Analytics dashboards use an AI system to generate insights and data trends, which may contain errors or inconsistencies.

Navigation tabs

The Navigation tabs allow users to switch between dashboard views quickly. Use the tabs at the top of the page to change the dashboard.



Each dashboard tab is independent, and any filter changes in one tab will not affect the others. The Navigation tabs are in this display to mirror the revenue cycle. The Navigation tabs are:

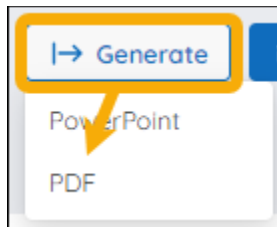
- **Accounts Receivable**
- **Payments**
- **Claims Analysis**

The Dashboard:

Once you have selected a specific Date Range and Filters, the Dashboard Reports will change. Depending on those settings selected in the Taskbar, certain icons will appear when hovering over each report which allows additional navigation with each report.

Generate


The Generate button lets users export a specific dashboard from Saber Analytics to a PowerPoint or PDF.



Best Practice: Use **Generate** with the **High-Level** dashboards only. The **Deep dive** dashboards with the detailed data may not capture all the data.

To use:

1. Navigate to **Dashboard Home**.
2. Click the **dashboard tab** for the desired dashboard. (For example: Payments or Accounts Receivable)
3. Update and set data filters for the dashboard as needed.
4. Click **Generate** and then click to select the desired format option.
 - **PowerPoint**
 - **PDF**
5. The 'in process' download message appears.

 The dashboard is in the process of being downloaded

6. Once complete, your system should prompt you to open the downloaded PowerPoint or PDF file.

